



## Perfect precision cutting for all framing sheet materials

The Excalibur 6000 combines all the excellent cutting power of previous Keencut models with anti-scratch protection for coated glass, a convenient Easy Measuring Scale and durable steel bearings.

You can instantly swap from cutting mountboard to glass, to MDF. Every blade cuts down the same line, so all materials are a perfect frame fit. Use the angled, Easy Measuring Scale and flip-in/out measuring stops for fast, repeatable precision accuracy. There's no need to alter production stops for different materials, so it's quick to set up for one-off jobs or repeatable volume cutting.

Designed with a lighter, more durable construction, and anti-scratch protection for expensive coated glass, the Excalibur 6000 is the most advanced framing sheet material cutter on the market.



## Materials cut

Mountboard  
Conservation board  
MDF  $\leq 3\text{mm}$  (3/32")  
Cast acrylic / Plexiglas  $\leq 3\text{mm}$  (3/32")  
Coated and uncoated glass  $\leq 6\text{mm}$  (1/4")

Foam centred board  $\leq 13\text{mm}$  (1/2")  
Cardboard  $\leq 13\text{mm}$  (1/2")  
PVC Foamboard (Forex)  $\leq 13\text{mm}$  (1/2")  
Corrugated plastic  $\leq 13\text{mm}$  (1/2")



- Fast, repeatable precision accuracy
- Switches to cut mount board, hardboard, glass or acrylic in seconds
  - Protects coated glass surfaces
    - Cuts with no dust
- Easy cutting motion reduces fatigue
- Easy-to-read measuring scale
- All cutting tools as standard
  - Safety by design




## Save time and money

The Excalibur 6000 cutting tools are permanently mounted for instant selection. In seconds you switch between cutting mount board, hardboard, glass, or acrylic. The four blades cut along the same line, so there's no need to alter production stops for different materials; it's quick to set up for one-off jobs or repeatable volume cutting. A one-piece horizontal squaring arm positions the material on either side of the cut line to ensure stability and accuracy. Every material is a perfect frame fit, so you save time, reduce costly mistakes, and prevent waste.

## Protect your materials

Materials are held firmly with a unique pressure-sensitive clamp to protect delicate surfaces from damage. The PVC-covered arms provide a stabilising non-scratch surface to safeguard expensive materials such as coated glass.



## Easy set-up

The Easy Measuring Scale is angled at 65 degrees from the vertical to provide easy visibility when setting the flip-in/out measuring stops.



## Cut with no dust

The Excalibur 6000 cuts cleanly, so there is no dust or debris to stick to glass or framing materials.



## Tools as standard

Two heads house four cutting tools. The lower Multi Tool head has a unique ratchet system that provides incremental cutting of thicker materials. The upper Twin Wheel cutter cuts 3mm (1/8") MDF in a single pass producing a clean finished edge. A balance weight parks the Twin Wheel head at the top of the cutter when not in use.

## Keencut durability

The Excalibur 6000 is made from top quality components, including steel bearings, to improve durability and ensure zero play. It has a tough proven design with perfect blade control.



## Work all day

The counterbalance weight, upright profile and low friction steel bearing system combine to produce an easy, smooth cut to reduce user fatigue. The integral counterbalance allows the Twin Wheel head to be left in place when loading and unloading materials. Telescopic legs adjust to ensure the most comfortable working height.



## Safety by design

The blades automatically disengage when not in use. Glass is safely cut on the machine with minimal effort and no need for additional tools.



## Space saving

The lightweight Excalibur 6000 can be wall mounted or placed on a free-standing kit where wall space is limited.

## Five year guarantee

By manufacturing in-house, with only the highest quality materials, Keencut guarantees that the Excalibur 6000 will provide reliable, long-lasting, and accurate service. All Keencut products have a comprehensive five-year guarantee. [Register your product to activate your guarantee >](#)



## In the box

- 100 medium duty utility blades
- Two glass cutting wheels (1 is mounted)
- Twin wheel cutter (mounted)
- Wall mounting bracket



## Dimensions

The world's finest cutting machines

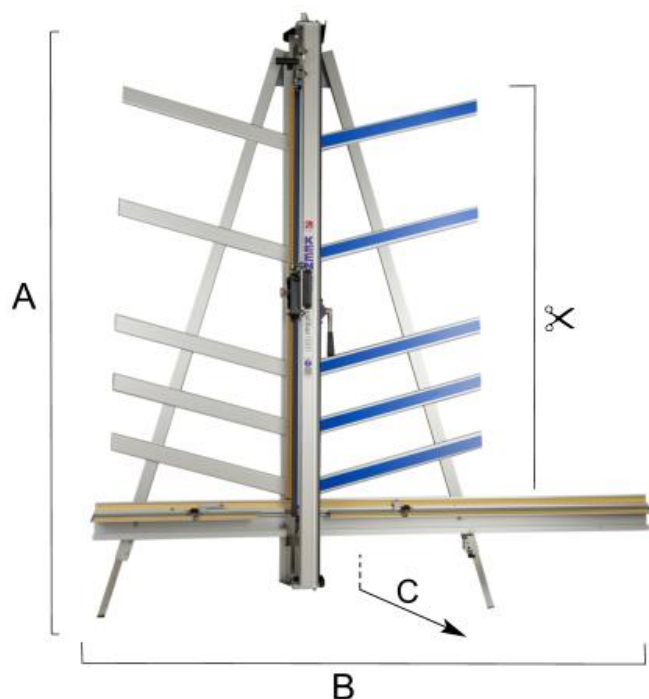



[www.keencut.com](http://www.keencut.com)  
+44 (0) 1536 263158    [sales@keencut.co.uk](mailto:sales@keencut.co.uk)

Scan for further information  
<https://www.keencut.com/product/excalibur-6000/>







	EXC6160
 Cut Length cm (")	160 (63)
A cm (")	226-264 (89-102)
B cm (")	213 (84)
Wall Mounted - Standard - C cm (")	30-40 (12-16)
Free-standing - Optional - C cm (")	80-90 (32-36)
Packed Weight KG (lbs)	69.5 (153)
Packed Dimensions cm (")	233x46x35 (92x18x14)

## Accessories



### Free standing kit

Enables the Excalibur 6000 to be installed without fixing to a wall

[Product information >](#)




### Medium duty utility blades

A double ground edged, reversible blade suitable for cutting all types of materials

[Product information >](#)





## Glass cutting wheels

Pack of 5 tungsten carbide glass cutting wheels

[Product information >](#)

